

# Tools 4 ISP

*Simple solutions for complex connections*

## WHMCS DNS.be Module - Installation and Userguide

### CONTACT

Tools 4 ISP  
Zijdelveld 67  
1421 TL Uithoorn  
The Netherlands

E-mail: [info@tools4isp.com](mailto:info@tools4isp.com)  
KVK: 34255993  
BTW: NL8169.75.851.B01

### BANK

GIRO: 4871672  
IBANL NL15 INGB 0004871672  
BIC: INGBNL2A

## Table of contents

1. Introduction WHMCS DNS.be Module .....	3
1.1 Functions WHMCS DNS.be Module .....	3
1.2 System requirements .....	3
2. Other registrar modules .....	4
3. Installation WHMCS DNS.be Module .....	5
3.1 Upload/Install the required Tools4ISP add-on .....	5
3.2 Upload the WHMCS DNSbe Module .....	6
3.3 DNSsec and nameserver database preparation .....	7
3.4 Configure the WHMCS DNS.be Module .....	8
4. Update the WHMCS DNS.be Module.....	11
4.1 Update WHMCS .....	11
5. Setup registrar for DNSbe extentions.....	12
6. Extra Options.....	12
7. Language files .....	13
8. Synchronisation .....	13
9. Product development.....	15
9.1 Changes and fix history .....	15
9.2 Version and release history.....	19
10. Support .....	19

## 1. Introduction WHMCS DNS.be Module

First of all, thank you for purchasing our WHMS DNS.be Module. With this module you can manage your .be domainnames through your WHMCS admin panel. After installed this module you'll be able to control directly the following options from your WHMS regarding the .be domainnames registered at the Belgian DNS.be registrar.

### 1.1 Functions WHMCS DNS.be Module

- Register domain
- Domain Transfer
- Domain cancel
- Domain renewal
- Provide EPP Code
- Managing DNSsec settings
- Managing DNS Settings (coupling with PowerDNS)
- Changing Name Servers
- Change contact information (holder / tech / admin)
- Automatically process incoming transfers

Before you start following this user guide, check if the DNS.be Module version number of this user guide, matches with your DNS.be module version number. (version number user guide: see bottom frontpage, version DNS.be Module: see setup -> products/services -> domain registrars).

### 1.2 System requirements

System requirements:

- |  |              |
|--|--------------|
| ▶ WHMCS installation                   | ▶ PHP 7.1+   |
| ▶ Tools4ISP module (free addon)        | ▶ PHP MySQLi |
| ▶ PowerDNS (only if used Managing DNS) | ▶ MySQL (5+) |
| ▶ Ioncube loader (current version)     |              |

This module is fully tested with WHMCS v8.4.1 and PHP v7.3.27 (from Debian, with Zend OPcache). The modules might work with other versions, however we can't really support it in dept and we can't guarantee it.

## 2. Other registrar modules

Other registrar modules that tools 4 ISP provides for WHMCS can be ordered at [www.tools4isp.com](http://www.tools4isp.com)

- WHMCS Registrar module for DNS.be
- WHMCS Registrar module for RRPproxy
- WHMCS Registrar module for Donuts

### 3. Installation WHMCS DNS.be Module

Before you start the installation , you must first collect the following required information:

- DNS.be User name
- DNS.be Password
- DNS.be Hostname: (epp.registry.be)
- DNS.be Portnumber (33128)
- DNS.be handles (contact handles)
- Tools 4 ISP DNSbe License key

If used DNS (PowerDNS) and/or DNSsec You'll need also the following information:

- MySQL DNS user name
- MySQL DNS Password
- MySQL DNS Host name
- MySQL DNS Database name
  
- MySQL DNSsec user name
- MySQL DNSsec Password
- MySQL DNSsec Host name
- MySQL DNSsec Database name

 Before installing the WHMCS SIDN Module, make sure the required tools4ISP add-on is installed first!

#### 3.1 Upload/Install the required Tools4ISP add-on


The Tools4ISP is a separated module that is required to run the WHMCS DNSbe module. It contain several configuration settings and handles your license. Without the Tools4ISP module the WHMCS DNSbe module will not work. You can download the Tools4ISP module free at your Tools4ISP client area. For installing and step-by-step instructions, see the separate manual for Tools4ISP.

### 3.2 Upload the WHMCS DNSbe Module

Extract the WHMCS DNSbe Module you can download from your my.tools4isp.com area.

Upload the extracted files in your WHMCS installation in:  
<WHMCS root>/modules/registrars/dnsbe/(not DNSbe)

If files exists, choose overwrite files.

 Before updating the WHMCS SIDN Module, always make a full backup (files and database) and read carefully the release notes.

### 3.3 DNSsec and nameserver database preparation

#### DNSsec and PowerDNS as nameserver:

If used DNSsec support in combination with powerDNS, add the required DNS rows to your PowerDNS database by running the following MySQL file (use the config from your database):

<https://github.com/tools4isp/dnsshop/blob/master/powerdns.sql>

After you've added the rows run the following scripts (and use the config from your database):

<https://github.com/tools4isp/dnsshop/blob/master/cron/pdnssec-pushdnssec.php>

<https://github.com/tools4isp/dnsshop/blob/master/cron/pdnssec-rectify.php> **DNSsec**

#### and other nameserver:

If used DNSsec in combination with another nameserver, use the following code to add the required tables to your database:

```
CREATE TABLE `domains` (  
  `id` int(11) NOT NULL,  
  `name` varchar(255) NOT NULL,  
  PRIMARY KEY (`id`),  
  KEY `name_index` (`name`)  
) ENGINE=InnoDB DEFAULT CHARSET=latin1 AUTO_INCREMENT=1 ;  
  
CREATE TABLE IF NOT EXISTS `dnssec` (  
  `id` bigint(255) NOT NULL auto_increment,  
  `domainid` int(255) NOT NULL,  
  `type` varchar(10) default NULL,  
  `record` varchar(255) NOT NULL, PRIMARY  
  KEY (`id`),  
  KEY `domainid` (`domainid`, `type`)  
) ENGINE=MyISAM DEFAULT CHARSET=latin1 AUTO_INCREMENT=1 ;
```

#### Insert example data for DNSsec

```
INSERT INTO `domains` (`name`) VALUES ('tools4isp.example');
```


The id from the 'domains' table must match the 'domainid' from the dnssec table below (in this example 1):

```
INSERT INTO `dnssec` (`domainid`, `type`, `record`) VALUES (1, 'DNSKEY', ' 257 3 8  
AwEAAZWXIYfFaRuz6yMX/68ZuFHSYuoS0eXyKcl4acRe/cqjcfuhulVoCwkPE3LBVA/KhNieztaPNEhLIVIOQIAuG6JyYc9d  
pCGXTUW8iqf8oagHiRTsVa+td+HGQ6vG0wSfW7nzLaq1ras/8EUxc+b5uUhRyzk16ORb2k/WrPzggjyVkfqpRPX5nvxmys  
RF7KQFIPGswDcpKhVQKQNBwCEL3GZoMJU9g0j2UuCBhw8T81ERTtq4t6U8Vbn0M/07g1YsyGaMVgNltrFM91pUX3ff7  
hcka01b1hRv+7yBtXLQ66MsN5rpsrRZu2VoqhaGQJx5ENm4UjF+0CjW3r7HTU7M00= ; ( RSASHA256 )');
```

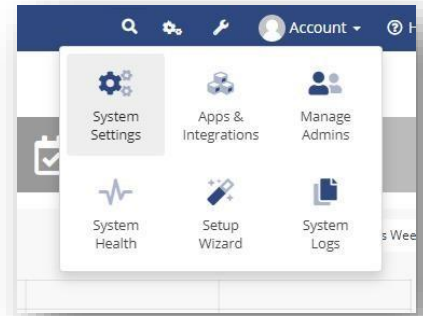
```
INSERT INTO `dnssec` (`domainid`, `type`, `record`) VALUES (1, 'DS', ' 14960 8 1  
bf33d879a15ea65449360d1a46754160c460c9f1 ; ( SHA1 digest );
```

```
INSERT INTO `dnssec` (`domainid`, `type`, `record`) VALUES (1, 'DS', ' 14960 8 2  
d068ffb7dc44406d34e872ce15ace9e48ba47167b0c738c6e946a5c9595d0320 ; ( SHA256 digest );
```

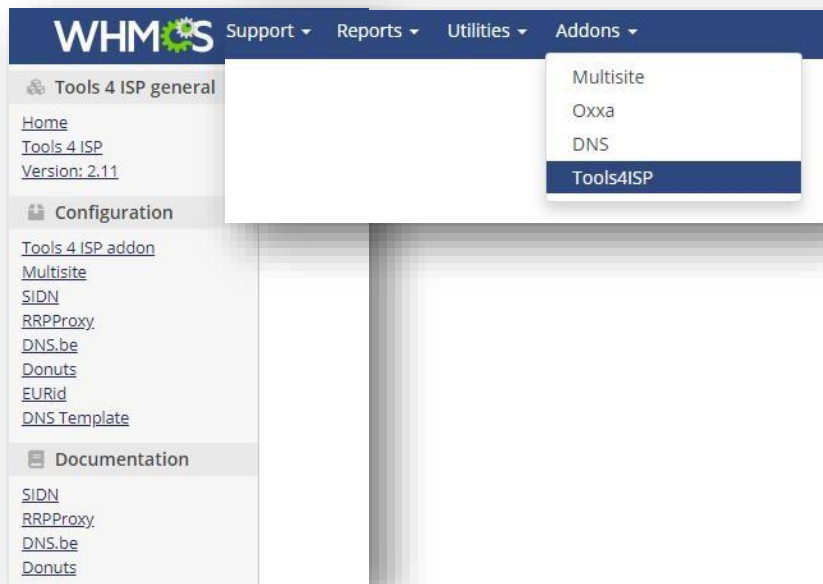
### 3.4 Configure the WHMCS DNS.be Module

To enable the registrar module, login to your admin area and click the  icon: "System Settings".  
Select in the list **Domain registrars**.

Here you'll see a list of registrars.  
Find the **DNS.be** registrar and click on the button "Activate".



Click in the menu tab Addons and select the Tools4ISP addon.  
On the left menu click **DNS.be** (configuration section)





# Tools4ISP

## DNS.be configuration

Config error, your license is not valid.  
You are connecting to the license server from:  
Reason: No key provided

User name	<input type="text"/>
Password	<input type="text"/>
Host name	<input type="text"/>
Port number	<input type="text"/>
License key	<input type="text"/>
MySQL DNS user name	<input type="text"/>
MySQL DNS Password	<input type="text"/>
MySQL DNS Host name	<input type="text"/>
MySQL DNS Database name	<input type="text"/>
DNS account list	<input type="text"/>
DNS standard TTL	<input type="text"/>
Supported DNS record types	<input type="text"/>
Standard value for account field in PowerDNS database	<input type="text"/>
MySQL DNSsec user name	<input type="text"/>
MySQL DNSsec Password	<input type="text"/>
MySQL DNSsec Host name	<input type="text"/>
MySQL DNSsec Database name	<input type="text"/>
Your tech handle	<input type="text"/>
Handle to use for registrations if contact is wrong	<input type="text"/>
Your billing handle	<input type="text"/>
Handles (split by a .) that cannot be updated from within WHMCS	<input type="text"/>
Fallback phone number	<input type="text"/>
Cache time, set to 0 to disable cache	<input type="text"/>
Force mail address	<input type="checkbox"/>
Mail address to force	<input type="text"/>
Enable DNS support	<input type="checkbox"/>
Enable DNSsec support	<input type="checkbox"/>
Replace namservers after transfer	<input type="checkbox"/>
Enable DebugMode - show data	<input type="checkbox"/>
Enable DebugMode2 - send data to Tools 4 ISP	<input type="checkbox"/>
Enable logging - log requests to a file	<input type="checkbox"/>
Create DNS zone after registration and transfer	<input type="checkbox"/>

Save configuration

Detailed info for the input fields:

- User name: your DNSbe username
- Password: your DNSbe password
- Host name: DNSbe hostname (drs.domain-registry.nl)
- Port number: 700
- License key: the license key from tools4ISP
- MySQL DNS user name: (only if used DNS like PowerDNS)
- MySQL DNS Password: (only if used DNS like PowerDNS)
- MySQL DNS Host name: (only if used DNS like PowerDNS)
- MySQL DNS Database name: (only if used DNS like PowerDNS)
- DNS account list: \* : (only if used DNS like PowerDNS)
- DNS standard TTL: 900 : (only if used DNS like PowerDNS)
- Supported DNS record types: AAAA,CNAME,NS,A,MX,TXT,PTR,SRV,CAA,TLSA,DS  
- All supported PowerDNS record types are supported
- Standard value for account field in PowerDNS database
- MySQL DNSsec user name: (required for DNSsec automation)
- MySQL DNSsec Password: (required for DNSsec automation)
- MySQL DNSsec Host name: (required for DNSsec automation)
- MySQL DNSsec Database name: (required for DNSsec automation)
- Your tech handle: a DNSbe Handle
- Handle to use for registrations if contact is wrong: a DNSbe Handle
- Your billing handle: a DNSbe Handle (required)
- Handles (split buy a .) that cannot be updated from/within WHMCS
- Fallback phone number: optional
- Cache time, set to 0 to disable cache: 3600 (cache time for module)
- Force mail address: set this option to activate
- Mail address to force: a valid mail address
- Enable DNS support: optional
- Enable DNSsec support: optional
- Replace nameservers after transfer: Current DNS will be used by default.
- Enable Debug Mode: All communication with DNSbe will be visible on screen including passwords (disable this setting in production).
- Enable DebugMode2: All communication with DNSbe will be sent to tools4ISP including passwords (disable this setting in production).
- Enable logging: log requests to a file
- Create DNS zone after registration and transfer: optional

After filling out the required fields , click on "**Save configuration**"

## **4. Update the WHMCS DNS.be Module**


When updating the WHMCS DNS.be module (or WHMS), always read carefully the release notes. By updating WHMCS DNS.be, only the updated files will be overwritten (your current settings will not be overwritten).

### **4.1 Update WHMCS**

When you updating WHMCS, always first update WHMCS, then update the WHMCS DNSbe Module.

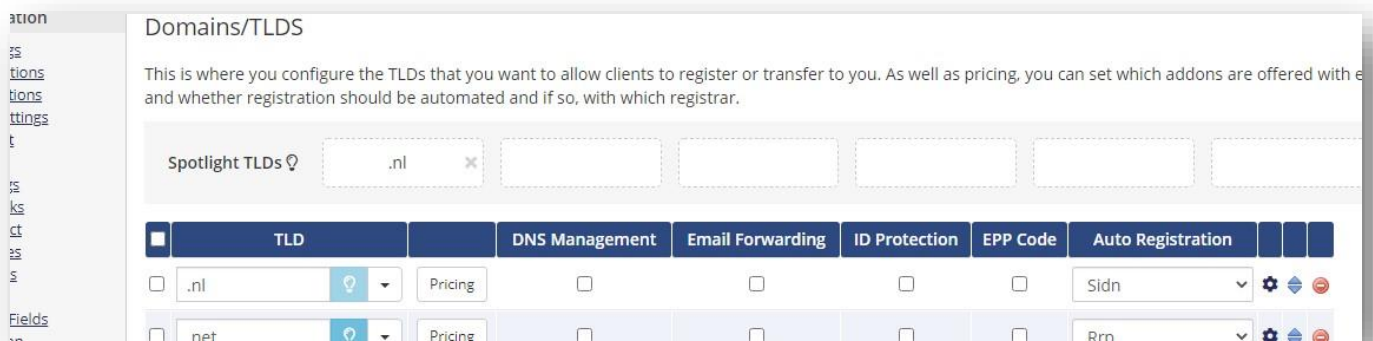
Before update WHMCS always check whether the SIDN module is compatible with the version of WHMCS. Preferably switch off the automatic updating option of WHMCS.

## 5. Setup registrar for DNSbe extentions

For coupling the a extension to DNSbe you'll have to set up the section "Domain Pricing"., login to your admin area and click the  icon: "System Settings". Select in the list **Domain pricing**.



Set the TLD (for example .com) extension and the dropdown to "DNSbe" under Auto Registration as below:



## 6. Extra Options

Details and explanation of the **Register Commands** buttons:

Register	Register the domainname by DNSbe
Transfer	Transfer the domainname to DNSbe
Renew	Renew the domainname
Modify Contact Details	Modify the contact details (whois) for this domainname directly by DNSbe
Get EPP Code	Get the EPP (Authorization/Transfer) code for this domainname
Reset EPP code	Reset the EPP (Authorization/Transfer) code for this domainname
Delete Cache	Delete the cache in WHMCS for this domainname
Renewal Buttons:	
RENEWONCE	Renew the domain automatically once
AUTORENEW	Renew the domain automatically on expire date

AUTOEXPIRE	Expire the domain automatically on expire date
AUTODELETE	Delete the domain automatically on expire date
EXPIREAUCTION	

If you've set coupled [PowerDNS](#), you can manage the DNS for this domain name directly here. If you've set/enabled the [DNSsec](#) settings for you can manage the DNSsec directly here.

## 7. Language files

Add the language override files (located in lang/overrides) in <WHMCS root>/lang/overrides/. If there is already a file you might want to combine them.

Move all other files to modules/registrar/dnsbe/

## 8. Synchronisation

Create a cronjob that runs regularly (for example daily), and which has 1 or more of the supported options. The cron to run can be found in the following file:

WHMCS\_ROOT/modules/registrars/dnsbe/dnsbe\_sync.php

**The current options are:**

Compare	To compare WHMCS with DNS.be and if dates are different or domains are missing at the other location it will provide information.
dates	When combined with compare the dates in WHMCS will be updated with the dates (expiry and next due and next invoice) from DNS.be.
dnssec	Enable dnssec on the required domains as set in the dnssec table, it has to be in the DNSsec table as configured in the module configuration.
dnssecbydef	Enable dnssec by default, if a domain is not in the dnssec table it will be added before signing the domain.
doautorenew	Enable autorenew at DNS.be for all domains.
donotautorenew	Disable autorenew at DNS.be for all domains.
donotrenew	Disable autorenew at DNS.be if it is disabled in WHMCS and enabled at DNS.be.
dorenew	Enable autorenew at DNS.be if it is enabled in WHMCS and disabled at DNS.be.
expirydates	When combined with compare the expiry date in WHMCS will be updated with the dates from DNS.be.
fixexpired	Update dates and set domains to Active if exists at DNS.be and invoices are paid.
fixwrongdates	If a date is 0000-00-00 in WHMCS update WHMCS with the date from DNS.be
noverbose	noverbose To disable output from the script (possible except PHP errors, depending on WHMCS/your PHP configuration).

poll	Poll and process messages from DNS.be.
pollcancel	If a poll is done cancel domains that aren't at DNS.be after a transfer (outgoing transfers, poll is also automatically added).
setrenew	Force to enable/disable autorenew, use it when both options can be used.
transfer	Automatically update the transfer status for incoming transfers.
version	Display version number for the module and exit.

Example of cronjobs:

```
15 0 * * * /usr/bin/php /home/whmcsdev/www/modules/registrars/dnsbe/dnsbe_sync.php remove dnssecbydef dnssec noverbose
30 * * * * /usr/bin/php /home/whmcsdev/www/modules/registrars/dnsbe/dnsbe_sync.php poll pollcancel noverbose
45 * * * * /usr/bin/php /home/whmcsdev/www/modules/registrars/dnsbe/dnsbe_sync.php transfer noverbose
```

## 9. Product development

Our goal is to deliver the best possible product. So help us to improve this product. Did you find a bug, or you've a feature request or other comment regarding this product, please feel free to contact us and let us know at [info@tools4isp.com](mailto:info@tools4isp.com)

### 9.1 Changes and fix history

Feature/Bugfix description	Status	Ver.
Multiple bug fixes	Fixed	2.16
Multiple improvements	Fixed	2.16
Multiple bug fixes	Fixed	2.15
Do not start EPP connection to get version information	Fixed	2.14
If countries.json (custom WHMCS file) is missing some content look in dist.countries.json (standard WHMCS file)	Fixed	2.14
Move as much code as possible for the sync scripts to 1 file (where not already done)	Added	2.14
If we are processing incoming transfers only don't check all domains at the registry/registrar	Added	2.14
Reduce EPP actions for sync scripts where possible (big performance improvement)	Added	2.14
More information about the modules in the admin of WHMCS	Added	2.14
(RRP) Remove Set renewal mode to EXPIREAUCTION	Added	2.14
Option for cron: setrenew (combines dorenew and donotrenew)	Added	2.13
Option for cron: fixwrongdates (set dates to expiration date registry if in WHMCS it is set to 0000-00-00)	Added	2.13
Support for multiple WHMCS installations with 1 registry account (needed for outgoing transfers)	Added	2.13
Option for cron: fixexpired (if the invoice is paid automatically set an expired domain to active)	Added	2.13
Option for cron: dnssecbydef (fully automate DNSsec)	Added	2.13
Option for cron: transfer (automatically process incoming transfers)	Added	2.13
Multiple bugfixes	Fixed	2.13
Poll messages are now stored in the database	Added	2.13
Option for cron: version (display version number, it also displays the link to the manual and exit)	Added	2.13
Multiple improvements in source code	Fixed	2.12
More characters possible(A-Z 0-9) in names emailaddress	Added	2.12
Log EEP requests to file	Added	2.12
Improvements in debug descriptions	Added	2.12
Only request domain information if a domain name exists	Added	2.12
Reporting problems configuration page	Added	2.12
DNS related problems fixed	Fixed	2.12

Hide unnecessary buttons	Fixed	2.12
Domain names without name servers (if supported by supplier)	Added	2.12
Default value for the account field in the PowerDNS database	Added	2.12
Multiple improvements in source code	Fixed	2.11
Added several options cron	Added	2.10
Issue failure date when lost connection	Fixed	2.10
Various layout parts improved	Fixed	2.9
DNSsec key input problem fixed	Fixed	2.9
Userguide expanded with additional information functions	Added	2.9
Contact details phonenumber format issue solved	Fixed	2.8
Language file modified	Fixed	2.8
loncube version issues	Fixed	2.8

DNSsec table issue	Fixed	2.8
Support for PHP 7.6.1	Fixed	2.8
Extra field added for registration .es extension	Added	2.7
loncube version conflict	Fixed	2.7
DNSsec tables preparation	Fixed	2.7
Phonenumber fields	Fixed	2.6
License issue	Fixed	2.6
Supporting PHPv7	Fixed	2.6
Fix possible loop connection	Fixed	2.5
Transfer bug fixed	Fixed	2.5
AutoRenew option available	Added	2.5
Renew option available	Added	2.5
Several DNS support fixes	Fixed	2.5
Request transfer code	Feature	2.4
Max connection fix	Fixed	2.2
DNS default language added	Fixed	2.2
DNS template improved	Fixed	2.2
Renew period fix, add 1 year registrar and WHMCS renewal field	Fixed	2.2



Support for WHMCS version 7	Added	2.1
Error handling	Fixed	2.1
Config settings merged, all main configuration now configured by tools4ISP module	Added	2.0
DNSsec status now in realtime	Added	2.0
Rebuild refresh content to get current data	Added	2.0
Phonenumber country code list	Added	2.0
Major error handlings added	Added	2.0
Modify contact handle doesn't work properly	Fixed	2.0
Phonenumber county code entry bug	Fixed	2.0
Config page shows default values	Fixed	2.0
DNSsec selection field always off (even when its on)	Fixed	2.0
OpenSSL changes in PHP 5.6.x will be supported (by allowing to set an extra certificate)	Added	1.10
Billing contact isvisible now	Fixed	1.10
Registration periodset to 1 year by default	Fixed	1.10
Renewal issue resolved	Fixed	1.10
Hide admin and billing contacts	Fixed	1.10
Succesfull transfers will not cause an error anymore	Fixed	1.10

Adding DS record in standard list of supported types of records	Added	1.9
Clear message when it comes to a license error (one session as admin are required to see the message)	Added	1.9
Added Cache (option to change the cache period). Cache based on a session is canceled	Added	1.9
Debug option has been added with information by mail	Added	1.9
Debug option with info on screen	Added	1.9
Blank page after domain name delete/transfer	Fixed	1.9
Registration not working	Fixed	1.9
If domain does not exist error when loading domain page in admin	Fixed	1.9
Lock domain by default (after transfer/registration)	Added	1.8
Debug mode added	Added	1.8
Bug in transfer process	Fixed	1.8
Bug in registration process	Fixed	1.8
Add DNS management from admin area	Added	1.7
Add DNSsec management from admin area	Added	1.7

Remove requirement to provide login information in dnsbe_sync.php (add requirement for using the Tools4ISP addon that is included)	Added	1.7
Mention that there is an update available on domain info page (admin area only)	Added	1.7
List additional information on the domain page (admin area only)	Added	1.7
Remove error (reference to DNS.be module)	Fixed	1.7
Cache license status for 1 hour to reduce connection for license checks	Added	1.6
Cache license status for 1 week to keep everything working with a (short) network/server issue	Added	1.6
Update notes didn't say to include domains in the license manager on My Tools 4 ISP	Fixed	1.5
Cronjob operations don't always work correct (might give errors)	Fixed	1.5
Trial license available	Added	1.4
Support PHP 5.2 on Windows (was already supported on Linux)	Fixed	1.4
It now requires ioncube to work	Added	1.4
Added admin option for delete now	Added	1.3
Added admin option for undelete	Added	1.3
Added option to enable auto delete on expiry date (based on a cron)	Added	1.3
Added option to disable auto delete on expiry date (based on a cron)	Added	1.3
It is now possible to request auth codes from within WHMCS for domains using this module, for incoming transfers set them to this module manually to request the auth code	Fixed	1.3
Show fax number	Fixed	1.2
Make fax number optional	Fixed	1.2
Added release_notes.txt	Added	1.1
Added update.txt	Added	1.1
Added version check	Added	1.1
Various bugfixes	Fixed	1.1
First version available for public (includes DNSsec support for the client)		1.0

## 9.2 Version and release history

Version:	Release date:	added	Fixed	WHMCS version*
2.16	1 April 2022	0	2	V8.4.1
2.15	23 Jul 2021	0	1	V8.1.3
2.14	31 march	5	2	V8.1.3
2.13	16 nov 2020	8	1	V8.0
2.12	11 sept 2020	7	3	v8.0
2.11	27 may 2020	0	1	v7.10.2
2.10	19 dec 2019	1	1	v7.8.3
2.9	6 nov 2019	1	2	v7.8.3
2.8	14 nov 2018	0	5	v7.6.1
2.7	1 aug 2018	1	2	v7.5.2
2.6	1 june 2018	0	3	v7.5.0
2.5	24 nov 2017	2	3	v7.4.1
2.4	6 sept 2017	1	0	v7.2
2.3	6 jun 2017	0	0	v7.2
2.2	18 april 2017	0	4	v7.2
2.1	31 dec 2016	1	1	v7.1.0
2.0	1 aug 2016	5	4	v6.3.1
1.10	22 dec 2015	1	5	v6.2.0
1.9	12 Jun 2015	3	5	v5.3.14
1.8	6 apr 2015	2	1	v5.3.12
1.7	15 jan 2015	5	1	v5.3.11
1.6	24 oct 2014	2	-	v5.3.11
1.5	17 oct 2014	-	2	v5.3.11
1.4	15 oct 2014	2	1	v5.3.11
1.3	11 sep 2014	4	-	v5.3.11
1.2	28 mar 2014	-	2	v5.3.10
1.1	20 mar 2014	3	1	v5.3.10
1.0	may 2012	-	-	-

\* Supported WHMCS version, other versions might work but are not guaranteed.

## 10. Support

This module can also be installed by the Tools 4 ISP professionals for additional charges, contact us for more information. If you've suggestions to improve this module please let us know.

Description	One time	Yearly	Apiece
Module license (includes 1 year Update downloads and support contract free)	€ 200,-		
Module installed by Tools4ISP	+ € 30,-		
* Update downloads and support contract		€ 50,-	
Update installed by Tools4ISP			+ € 30,-

## CONTACT

Tools 4 ISP  
Zijdelveld 67  
1421 TL Uithoorn  
The Netherlands

E-mail: [info@tools4isp.com](mailto:info@tools4isp.com)  
KVK: 34255993  
BTW: NL8169.75.851.B01

## BANK

GIRO: 4871672  
IBANL NL15 INGB 0004871672  
BIC: INGBNL2A

**Disclaimer:** DNS.be registrar module provided by Tools4ISP is for commercial purposes only . This software is supplied "AS IS" without any warranties and support except where indicated. Tools4ISP assumes no responsibility or liability for the use of the software.

Tools4ISP reserves the right to make changes in the software without notification. Tools4ISP also make no representation or warranty that such application will be suitable for the specified use without further testing or modification. Resale of this product is strictly prohibited. Upon discovering resale practices Tools4ISP will take legal action.