

# Tools 4 ISP

*Simple solutions for complex connections*

## WHMCS SIDN Module - Installation and Userguide

### CONTACT

Tools 4 ISP  
Zijdelveld 67  
1421 TL Uithoorn  
The Netherlands

E-mail: [info@tools4isp.com](mailto:info@tools4isp.com)  
KVK: 34255993  
BTW: NL8169.75.851.B01

### BANK

Giro: 4871672  
IBAN: NL15 INGB 0004871672  
BIC: INGBNL2A

## Table of contents

<b>1. Introduction WHMCS SIDN Module .....</b>	<b>3</b>
<b>1.1 Functions WHMCS SIDN Module.....</b>	<b>3</b>
<b>1.2 System requirements.....</b>	<b>3</b>
<b>2. Installation WHMCS SIDN Module .....</b>	<b>4</b>
<b>2.1 Upload/Install the required Tools4ISP add-on.....</b>	<b>4</b>
<b>2.2 Upload the WHMCS SIDN Module.....</b>	<b>5</b>
<b>2.3 DNSsec and nameserver database prepatation (if used) .....</b>	<b>5</b>
<b>2.4 Configure the WHMCS SIDN Module.....</b>	<b>6</b>
<b>3. Update the WHMCS SIDN Module .....</b>	<b>9</b>
<b>3.1 Update WHMCS .....</b>	<b>9</b>
<b>4. Setup registrar for .nl extension.....</b>	<b>10</b>
<b>Don't forget to set the pricing.....</b>	<b>10</b>
<b>5. Extra Options .....</b>	<b>11</b>
<b>5.1 SFTP connection with SIDN .....</b>	<b>12</b>
<b>5.2 Clean up unused handles at SIDN.....</b>	<b>12</b>
<b>5.3 Configure Multiple WHMCS installations with 1 SIDN account.....</b>	<b>12</b>
<b>6. Language files.....</b>	<b>13</b>
<b>7. Use of Modify Domain Contact Details .....</b>	<b>14</b>
<b>7.1 Special field properties.....</b>	<b>14</b>
<b>8. SIDN Synchronization.....</b>	<b>15</b>
<b>9. Product development .....</b>	<b>16</b>
<b>9.1 Changes and fix history .....</b>	<b>16</b>
<b>9.2 Version and release history .....</b>	<b>20</b>
<b>10. Support .....</b>	<b>21</b>
<b>Disclaimer.....</b>	<b>21</b>

# 1. Introduction WHMCS SIDN Module

First of all, thank you for purchasing our WHMS SIDN Module. With this module you can manage your .nl domain names through your WHMCS admin panel. After installed this module you'll be able to control directly the following options from your WHMS regarding the .nl domain names registered at the Dutch SIDN registrar.

Note: Since the templates differ between WHMCS <8 and >8, the illustrations and links of this user guide may differ.

## 1.1 Functions WHMCS SIDN Module

- Register domain name
- Domain name transfer/cancel/renewal
- Provide EPP Code
- Reseller support
- Managing DNSsec records
- Managing DNS Settings (coupling with PowerDNS)
- Changing Name Servers
- Automatic Name Server change after incoming transfer
- Change contact information (holder / tech / admin)
- Set contract period (1, 3 or 12 months)
- SIDN order period info, domain name date info

Before you start following this user guide, check if the WHMCS SIDN Module version number of this user guide matches with your installed WHMCS SIDN module version number.

- find your version user guide: see bottom frontpage of this document.

- find your version WHMCS SIDN Module: WHMCS panel ► system settings ► domain registrars.

## 1.2 System requirements

System requirements:

- |  |              |
|--|--------------|
| ► WHMCS installation                   | ► PHP 7.1+   |
| ► Tools4ISP module (free addon)        | ► PHP MySQLi |
| ► PowerDNS (only if used Managing DNS) | ► MySQL (5+) |
| ► Ioncube loader (current version)     | ►            |

This module is fully tested with WHMCS v8.0 and v7.4 and PHP v7.2.4 (from Debian, with Zend OPcache). The modules might work with other versions, however we can't really support it in dept and we can't guarantee it.

## 2. Installation WHMCS SIDN Module

Before you start the installation first collect the following required information:

- SIDN User name (The user name is your registrar ID, normally 6 digits, starting with a 3)
- SIDN Password
- SIDN Host name (drs.domain-registry.nl)
- SIDN Portnumber (700)
- SIDN handles (contact handles)
- License key of WHMCS SIDN module
- Verify your server is allowed to connect to drs.domain-registry.nl via EPP

If used DNS (PowerDNS) you'll need the following information:

- MySQL DNS user name
- MySQL DNS Password
- MySQL DNS Host name
- MySQL DNS Database name

If used DNSsec you'll need the following information:

- MySQL DNSsec user name
- MySQL DNSsec Password
- MySQL DNSsec Host name
- MySQL DNSsec Database name

### 2.1 Upload/Install the required Tools4ISP add-on

The Tools4ISP is a separated module that is required to run the WHMCS SIDN module. It contain several configuration settings and handles your license. Without the Tools4ISP module the WHMCS SIDN module will not work. You can download the Tools4ISP module free at your Tools4ISP client area. For installing and step-by-step instructions, see the separate manual for Tools4ISP.

## 2.2 Upload the WHMCS SIDN Module

Download and extract the WHMCS SIDN Module from your Tools4ISP client area:  
<https://my.tools4isp.com>

Upload the extracted files in your WHMCS installation in:  
<WHMCS root>/modules/registrars/sidn/

If files exists, choose overwrite files.

**ⓘ Before updating the WHMCS SIDN Module, always make a full backup (files and database) and read carefully the release notes.**

## 2.3 DNSsec and nameserver database preparation (if used)

### DNSsec and PowerDNS as nameserver:

If used DNSsec support in combination with powerDNS, add the required DNS rows to your PowerDNS database by running the following MySQL file (use the config from your database):

<https://github.com/tools4isp/dnsshop/blob/master/powerdns.sql>

After you've added the rows run the following scripts (and use the config from your database):

<https://github.com/tools4isp/dnsshop/blob/master/cron/pdnssec-pushdnssec.php>

<https://github.com/tools4isp/dnsshop/blob/master/cron/pdnssec-rectify.php>

### DNSsec and other nameserver:

If used DNSsec in combination with another nameserver, use the following code to add the required tables to your database:

```
CREATE TABLE `domains` (  
  `id` int(11) NOT NULL,  
  `name` varchar(255) NOT NULL,  
  PRIMARY KEY (`id`),  
  KEY `name_index` (`name`)  
) ENGINE=InnoDB DEFAULT CHARSET=latin1 AUTO_INCREMENT=1 ;  
  
CREATE TABLE IF NOT EXISTS `dnssec` (  
  `id` bigint(255) NOT NULL auto_increment,  
  `domainid` int(255) NOT NULL,  
  `type` varchar(10) default NULL,  
  `record` varchar(255) NOT NULL,  
  PRIMARY KEY (`id`),  
  KEY `domainid` (`domainid`,`type`)  
) ENGINE=MyISAM DEFAULT CHARSET=latin1 AUTO_INCREMENT=1 ;
```

## Insert example data for DNSsec

```
INSERT INTO `domains` (`name`) VALUES ('tools4isp.example');
```


The id from the 'domains' table must match the 'domainid' from the dnssec table below (in this example 1):

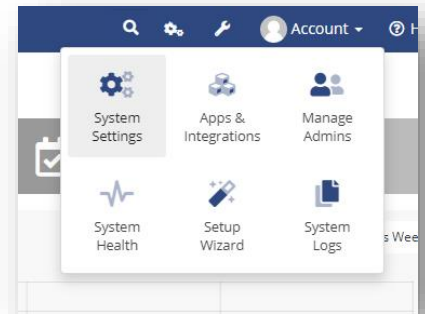
```
INSERT INTO `dnssec` (`domainid`, `type`, `record`) VALUES (1, 'DNSKEY', ' 257 3 8
AwEAAZWXIYfFaRuz6yMX/68ZuFHSYuoS0eXyKcl4acRe/cqjcfuhulVoCwkPE3LBVA/KhNieztaPNEhLIVIOQIAuG6JyYc9d
pCGXTUW8iqf8oagHiRTsVa+td+HGQ6vG0wSfW7nzLaq1ras/8EUxc+b5uUhRyzk16ORb2k/WrPzggjyVkfFqpRPX5nvxmys
RF7KQFIPGswDcpKhVQKQNBrwCEL3GZoMJU9g0j2UuCBhw8T81ERTtq4t6U8Vbn0M/07g1YsyGaMVgNitrFM91pUX3ff7
hcka01b1hRv+7yBtXLQ66MsN5rpsrRZu2VoqhaGQJx5ENm4UjF+0CjW3r7HTU7M00= ; ( RSASHA256 ));
```

```
INSERT INTO `dnssec` (`domainid`, `type`, `record`) VALUES (1, 'DS', ' 14960 8 1
bf33d879a15ea65449360d1a46754160c460c9f1 ; ( SHA1 digest ));
```

```
INSERT INTO `dnssec` (`domainid`, `type`, `record`) VALUES (1, 'DS', ' 14960 8 2
d068ffb7dc44406d34e872ce15ace9e48ba47167b0c738c6e946a5c9595d0320 ; ( SHA256 digest ));
```

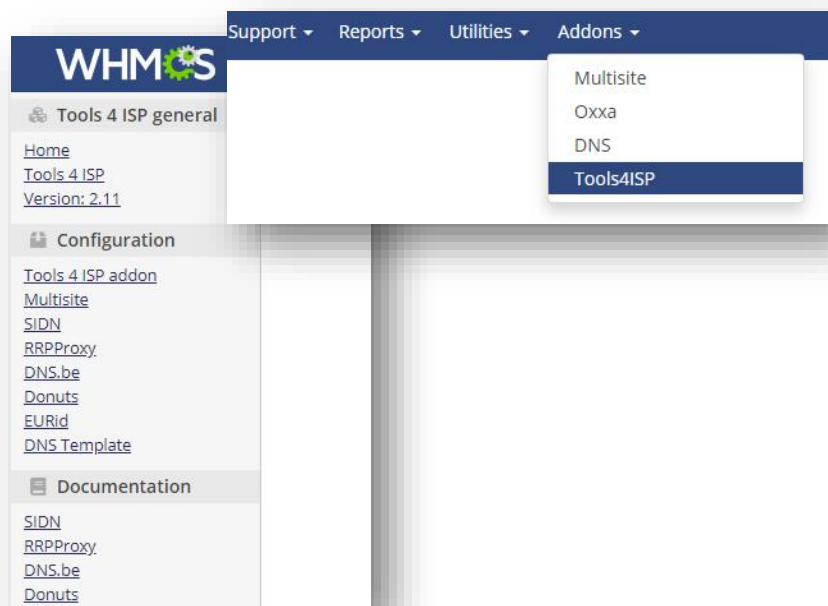
## 2.4 Configure the WHMCS SIDN Module

To enable the registrar module, login to your admin area and click the  icon: "System Settings". Select in the list **Domain registrars**.



Here you'll see a list of registrars. Find the **SIDN** registrar module and click on the button "Activate".

Click in the menu tab Addons and select the Tools4ISP addon. On the left menu click SIDN (configuration section)



Tools 4 ISP general

[Home](#)  
[Tools 4 ISP](#)  
 Version: 2.11

Configuration

[Tools 4 ISP addon](#)  
[Multisite](#)  
[SIDN](#)  
[RRPPProxy](#)  
[DNS.be](#)  
[Donuts](#)  
[EURid](#)  
[DNS Template](#)

Documentation

[SIDN](#)  
[RRPPProxy](#)  
[DNS.be](#)  
[Donuts](#)

Donuts

[Sunrise application](#)  
[Claims registration](#)  
[DPML block registration override](#)  
[Early Access domain registration](#)

Addons

[Multisite](#)  
[Oxxa](#)  
[DNS](#)  
[Tools4ISP](#)

Advanced Search

Clients ▾  
 Client Name ▾

Staff Online

admin

◀ Minimise Sidebar

Tools4ISP

SIDN configuration

Your configuration looks correct.

User name	<input type="text"/>
Password	<input type="text"/>
Host name	<input type="text"/>
Port number	<input type="text"/>
License key	<input type="text"/>
MySQL DNS user name	<input type="text"/>
MySQL DNS Password	<input type="text"/>
MySQL DNS Host name	<input type="text"/>
MySQL DNS Database name	<input type="text"/>
DNS account list	<input type="text"/>
DNS standard TTL	<input type="text"/>
Supported DNS record types	<input type="text"/>
Standard value for account field in PowerDNS database	<input type="text"/>
MySQL DNSsec user name	<input type="text"/>
MySQL DNSsec Password	<input type="text"/>
MySQL DNSsec Host name	<input type="text"/>
MySQL DNSsec Database name	<input type="text"/>
Your tech handle	<input type="text"/>
Handle to use for registrations if contact is wrong	<input type="text"/>
Your billing handle	<input type="text"/>
Handles (split by a .) that cannot be updated from within WHMCS	<input type="text"/>
Fallback phone number	<input type="text"/>
Cache time, set to 0 to disable cache	<input type="text"/>
Allow SFTP access to SIDN to get latest CSV files	<input type="checkbox"/>
File name within ssh directory in module directory where ssh private key is located	<input type="text"/>
Force mail address	<input type="checkbox"/>
Mail address to force	<input type="text"/>
Enable DNS support	<input type="checkbox"/>
Enable DNSsec support	<input type="checkbox"/>
Enable reseller support	<input type="checkbox"/>
Replace nameservers after transfer	<input type="checkbox"/>
Enable DebugMode - show data	<input type="checkbox"/>
Enable DebugMode2 - send data to Tools 4 ISP	<input type="checkbox"/>
Enable logging - log requests to a file	<input type="checkbox"/>
Create DNS zone after registration and transfer	<input type="checkbox"/>
Default registration period	<input type="text" value="12"/>
Default renew period	<input type="text" value="12"/>
Default period after transfer	<input type="text" value="12"/>

Detailed info for the input fields:

- User name: your SIDN username
- Password: your SIDN password
- Host name: SIDN hostname (drs.domain-registry.nl)
- Port number: 700
- License key: the license key from tools4ISP
- MySQL DNS user name: (only if used DNS like PowerDNS)
- MySQL DNS Password: (only if used DNS like PowerDNS)
- MySQL DNS Host name: (only if used DNS like PowerDNS)
- MySQL DNS Database name: (only if used DNS like PowerDNS)
- DNS account list: \* : (only if used DNS like PowerDNS)
- DNS standard TTL: 900 : (only if used DNS like PowerDNS)
- Supported DNS record types: AAAA,CNAME,NS,A,MX,TXT,PTR,SRV,CAA,TLSA,DS  
- All supported PowerDNS record types are supported
- Standard value for account field in PowerDNS database
- MySQL DNSsec user name: (required for DNSsec automation)
- MySQL DNSsec Password: (required for DNSsec automation)
- MySQL DNSsec Host name: (required for DNSsec automation)
- MySQL DNSsec Database name: (required for DNSsec automation)
- Your tech handle: a SIDN Handle
- Handle to use for registrations if contact is wrong: a SIDN Handle
- Your billing handle: a SIDN Handle (required)
- Handles (split buy a .) that cannot be updated from/within WHMCS
- Fallback phone number: optional
- Cache time, set to 0 to disable cache: 3600 (cache time for module)
- Allow SFTP access to SIDN to get latest CSV files.
- Filename within ssh directory in module directory where ssh privat key is located
- Force mail address: set this option to activate
- Mail address to force: a valid mail address
- Enable DNS support: optional
- Enable DNSsec support: optional
- Enable reseller support: optional
- Replace nameservers after transfer: Current DNS will be used by default.
- Enable Debug Mode: All communication with SIDN will be visible on screen including passwords (disable this setting in production).
- Enable DebugMode2: All communication with SIDN will be sent to tools4ISP including passwords (disable this setting in production).
- Enable logging: log requests to a file
- Create DNS zone after registration and transfer: optional
- Default registration period: set a number of months
- Default renew period: set a number of months
- Default period after transfer: set a number of months

After filling out the required fields , click on "**Save configuration**"



### 3. Update the WHMCS SIDN Module


**ⓘ The current configuration will be lost by update from version prior to 2.0.**

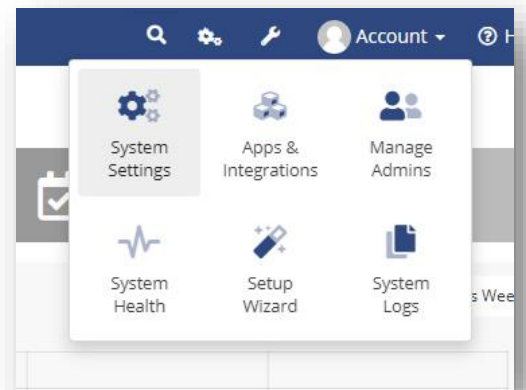
When update the WHMCS SIDN module (or WHMS), always read carefully the release notes. By update WHMCS SIDN, check also the needed Tools4ISP module. Only the updated files will be overwritten (your current settings will not be overwritten).

#### 3.1 Update WHMCS

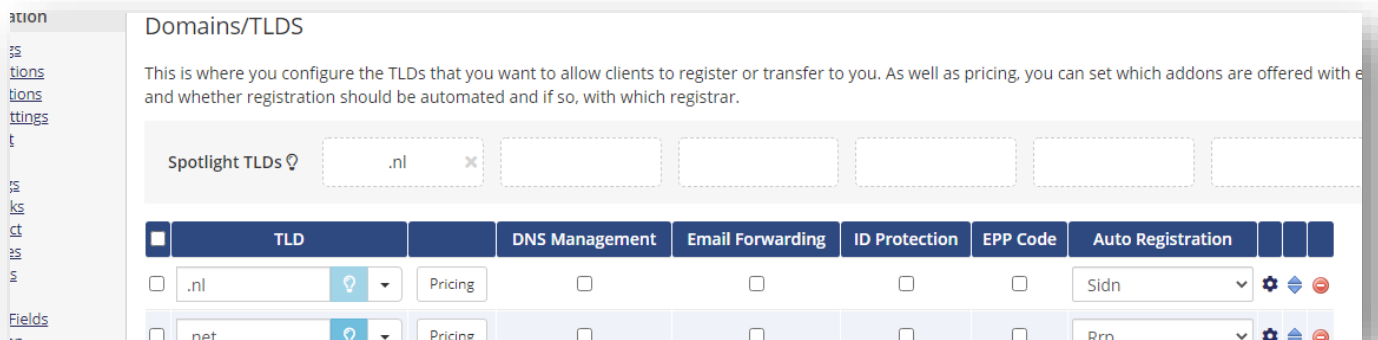
**Before update WHMCS always check whether the SIDN module is compatible with the version of WHMCS. Preferably switch off the automatic updating option of WHMCS.**

## 4. Setup registrar for .nl extension

For coupling the .nl extension to SIDN you'll have to set up the section "Domain Pricing"., login to your admin area and click the  icon: "System Settings". Select in the list **Domain pricing**.



Set the TLD .nl extension and the dropdown to "SIDN" under Auto Registration as below:



Don't forget to set the pricing

## 5. Extra Options

Once you installed the WHMCS SIDN module, and you'll open the details of any .nl domain name you'll see an extra block with additional options (depending on the domain status):

The screenshot shows the WHMCS domain management interface. At the top, there are buttons for Registrar Commands: Register, Transfer, Renew, Modify Contact Details, Get EPP Code, 1 month, 3 month, 12 month, and Get from quarantine. Below these are buttons for Move to quarantine (cancel) and Delete cache. The Management Tools section includes checkboxes for DNS Management (checked), Email Forwarding, ID Protection, and Disable Auto Renew. The Sent Domain Reminders section has an Export button. The Additional options section is a table with columns Item, Content, and Value if not found at SIDN.

Item	Content	Value if not found at SIDN
Order period	1 months	NONE
Creation date	2008-05-17T13:34:54.000Z	N/A
Expiration date	2009-05-17T13:34:54.000Z	N/A
Last update	2008-05-17T13:34:54.000Z	N/A
Last transfer	2008-05-17T13:34:54.000Z	N/A
DNSsec state	Enabled	N/A

Most of the buttons of the **Registrar Commands** and **Management Tools** speak for themselves and don't need too much explanation, however here some extra info:

- SIDN does not support "Registrar lock"
- SIDN does not support "ID Protection"
- SIDN does not support "Renew" (only WHMCS)
- The Dutch registry(SIDN) calls the "EPP Code" a "TOKEN".
- 1, 3 and 12 months is the billing cycle for a domain name. The actual status you can see the under "Order period".
- Move to quarantine is the way to cancel a domain name.
- The button "Delete cache" refreshes the cache of this domain name from WHMC **Special Options**

If you've set coupled PowerDNS, you can manage the DNS for this domain name directly here. If you've set/enabled the DNSsec settings for you can manage the DNSsec directly here.

**NOTE:** SIDN supports only the DNSKEY (and not DS). Select "Activate DNSSEC when available, I give the DNSKEY record (s)" and use the first (top) field for the DNSKEY.

If you've set/enabled the Reseller settings for you can manage the resellers info directly here.

## 5.1 SFTP connection with SIDN

To download files automatically from SIDN you can use this function. You can configure it from within WHMCS (see the paragraph "Configure the WHMCS SIDN Module" for more information about this). Create a SSH key and upload it to SIDN (the public key), after it is ready move the private key to WHMCS\_ROOT/modules/registrar/sidn/ssh/. Don't set a password on this key.

After the SSH key is set for at least 24 hours (SIDN needs some time to process it) you can run:

```
php WHMCS_ROOT/modules/registrar/sidn/sidn_get_csv.php
```

There is no reason to do this more than once a day normally. It will download all .csv.zip files from SIDN and save them in WHMCS\_ROOT/modules/registrar/sidn/sftp/

If you extract the files you want/need you can move the newest \*\_UNATTACHED\_HANDLES.CSV file to one directory up to use it with "Clean up unused handles at SIDN", after doing this you can start there with step 5.

The comparesidn option for the "SIDN Synchronization" assumes you did just run the command with sidn\_get\_csv.php so it can find the required files for this comparison.

## 5.2 Clean up unused handles at SIDN

To clean up the unused handles at SIDN, Tools4isp has created a script. To use this you must first get an export of the unused handles from SIDN. This can be found at the following place:

1. Login to the SIDN DRS web interface
  - 1.1. Navigate to "Mijn account"
  - 1.2. Navigate to "Mijn DRS-rapportages"
2. Download "unattached handles"
3. Extract the zip file and rename the CSV file to UNATTACHED\_HANDLES.CSV
4. Upload this file to WHMCS\_ROOT/modules/registrar/sidn/
5. Run from the commandline:  
**php WHMCS\_ROOT/modules/registrar/sidn/sidn\_clean\_old\_handles.php**
6. Remove UNATTACHED\_HANDLES.CSV or do a chmod 000 (it is in a place where it could otherwise be downloaded in theory)

Replace WHMCS\_ROOT with the actual root of WHMCS or go to the appropriate folder.

While running the script you'll see a message on the screen for each deleted handle

## 5.3 Configure Multiple WHMCS installations with 1 SIDN account

If used multiple WHMCS installations you can use just 1 SIDN account to process the transfer(out) domain names. So if you're using multiple WHMCS installations you have to configure the variables in the following file:

WHMCS\_ROOT/modules/registrars/sidn/multiple\_install.php

Also, the poll / pollcancel option should only be added to the cron of the main installation where you have set this file (see section 8).

## 6. Language files

Add the language override files (located in lang/overrides) in <WHMCS root>/lang/overrides/. If there is already a file you might want to combine them.

Move all other files to:**/modules/registrars/sidn/**

## 7. Use of Modify Domain Contact Details

If you disturb the dropdown width (not fully visible), you can add the following lines at the end of your CSS from the admin template (by default: /admin/templates/blend/style.css).

Note: This little bug is a WHMCS issue.

```
.Registrantdefaultwhois .Admindefaultwhois .Techdefaultwhois {  
  min-width: 100%;  
  margin-left: 15px;  
}
```

Modify Domain Contact Details

Registrar	Sidn
Domain	tools4isp.nl

Registrant

Use Existing Contact

Choose Contact: Account Owner's Details

Use Following Details

### 7.1 Special field properties

The **Name** field (modify domain contact details) can be the first/last name or the organization name. At SIDN you cannot fill in both names. It's either a Name (Natural Person) or an Organization (Company).

Registrant

Use Existing Contact

Choose Contact: Account Owner's Details

Use Following Details

Name:

Street:

City:

ZIP Code:

Country: Netherlands

Phone: +31

Fax:

Email:

Admin

Use Existing Contact

Choose Contact: Account Owner's Details

Use Following Details

Name:

Street:

City:

ZIP Code:

Country: Netherlands

Phone: +31

Fax:

Email:

Tech

Use Existing Contact

Choose Contact: Account Owner's Details

Use Following Details

Name:

Street:

City:

ZIP Code:

Country: Netherlands

Phone: +31

Fax:

Email:

## 8. SIDN Synchronization

Create a cronjob that runs regularly (for example daily), and which has 1 or more of the supported options. The cron to run can be found in the following file:

WHMCS\_ROOT/modules/registrars/sidn/sidn\_sync.php

The current options are:

<b>compare</b>	To compare WHMCS with SIDN and if dates are different or domains are missing at the other location it will provide information.
<b>dates</b>	If combined with compare it will get the expiration date from SIDN and set it as expiry date and next due date in WHMCS.
<b>expiry dates</b>	
<b>dnssec</b>	Enable dnssec on the required domains as set in the dnssec table, dnsshop also has to work.
<b>remove</b>	Drop domain at SIDN if autorenew is disabled in WHMCS and the domain name has expired.
<b>transfer</b>	Automatically update the transfer status for incoming transfers.
<b>dnssecbydef</b>	Enable dnssec by default. If a domain is not in the dnssec table, it will be added before signing the domain .
<b>poll</b>	Poll and process messages from SIDN
<b>pollcancel</b>	If a poll is done cancel domains that aren't at SIDN after a transfer (outgoing transfers)
<b>noverbose</b>	To disable output from the script (possible except PHP errors, depending on WHMCS/your PHP configuration). The noverbose option is intended for a cron job and not to use otherwise.
<b>fixexpired</b>	Update dates and set domains to Active if exists at SIDN and invoices are paid.

Example of cronjobs:

```
45 2 * * * /usr/bin/php /var/www/modules/registrars/sidn/sidn_sync.php dnssec noverbose dnssecbydef transfer
1 0 * * * /usr/bin/php /var/www/modules/registrars/sidn/sidn_sync.php remove noverbose
19 * * * * /usr/bin/php /var/www/modules/registrars/sidn/sidn_sync.php poll pollcancel noverbose
45 3 * * * /usr/bin/php /root/sidnsync2014.php setindividual year noverbose > /dev/null 2>&1
```

## 9. Product development

Our goal is to deliver the best possible product. So help us to improve this product. Did you find a bug, or you've a feature request or other comment regarding this product, please feel free to contact us and let us know. [info@tools4isp.com](mailto:info@tools4isp.com)

### 9.1 Changes and fix history

Feature/Bugfix description	Status	Ver.
New SIDN synchronization options	Added	2.12
Register commands now only show buttons for current domain status	Added	2.12
Account field in PowerDNS can now be set	Added	2.12
Option to lock handles	Added	2.12
Force email address in WHOIS	Added	2.12
Automatically download .csv files from SIDN with domain names	Added	2.12
Log EEP requests to file	Added	2.12
Support for WHMCS 8.0	Added	2.12
Rewritten User guide	Added	2.12
Bug related to saving DNS records solved	Fixed	2.12
Multiple improvements in source code	Fixed	2.12
Multiple improvements in source code	Fixed	2.11
Issue failure date when lost connection	Fixed	2.10
Added several options cron	Added	2.10
Process transfer(out) for Multiple WHMCS installations and 1 SIDN account	Added	2.10
Various layout parts improved	Fixed	2.9
DNSSec key input problem fixed	Fixed	2.9
Userguide expanded with additional information functions	Added	2.9
Modify domain contact details name fields (natural person and organization) merged	Fixed	2.9
Contact details phone number format issue solved	Fixed	2.8
Contact details firstname, lastname, company issue solved	Fixed	2.8
Issue adding reseller information solved	Fixed	2.8
Language file modified	Fixed	2.8
loncube version issues	Fixed	2.8
DNSsec table issue	Fixed	2.8
Support for PHP 7.6.1	Fixed	2.8
Extra field added for registration .es extension	Added	2.7
loncube version conflict	Fixed	2.7
DNSsec tables preparation	Fixed	2.7



Support for PHP 7.2	Fixed	2.6
Licensing fix	Fixed	2.6
Bugfixes DNS support	Fixed	2.5
Remove unnecessary renew button	Fixed	2.5
House number fix	Fixed	2.4
Max connection fix	Fixed	2.2
DNS default language added	Fixed	2.2
DNS template improved	Fixed	2.2
Renew period fix, add 1 year registrar and WHMCS renewal field	Fixed	2.2
Support for WHMCS version 7	Added	2.1
Error handling	Fixed	2.1
Config settings merged, all main configuration now configured by tools4ISP module	Added	2.0
DNSsec status now in real-time	Added	2.0
Rebuild refresh content to get current data	Added	2.0
Phone number country code list	Added	2.0
Major error handlings added	Added	2.0
Modify contact handle doesn't work properly	Fixed	2.0
Phone number county code entry bug	Fixed	2.0
Config page shows default values	Fixed	2.0
Error on page Reseller page in clientarea	Fixed	2.0
DNSsec selection field always off (even when it's on)	Fixed	2.0
Changing DNSsettings does not work always	Fixed	1.15
Some screen missing layout or show white screen	Fixed	1.15
Unable to view transferred away domain within WHMCS	Fixed	1.15
Contact data issue registrant and tech and fixed	Fixed	1.15
Get from quarantine problem fixed	Fixed	1.15
Caching problem fixed, no need to refresh after a update	Fixed	1.15
License problem fixed when license is expired	Fixed	1.15
Debug option has been added with information by mail	Added	1.14
Debug option with info on screen	Added	1.14
Added Cache (option to change the cache period). Cache based on a session is canceled	Added	1.14
Clear message when it comes to a license error (one session as admin are required to see the message)	Added	1.14
Adding DS record in standard list of supported types of records	Added	1.14
Domain name registration on company name instead of contact person name	Fixed	1.14
New name servers are now registered with SIDN if required	Fixed	1.14
Blank page after domain name delete/transfer	Fixed	1.14
Possibility to set domain name on Canceled by transfer (out)	Added	1.13
Add message when there is a new update available	Added	1.13
Mark domain names as Cancelled after successful transfer (out)	Added	1.13
Cache xml by success by domain name request	Added	1.13
Get values for sidn_sync from WHMCS module	Added	1.13
Show message if a domain name failed. Optional client area.	Added	1.13

Improve message why there is a problem	Fixed	1.13
Make billing cycle (SIDN) visible 1 month - 3 month - 12 month	Added	1.13
Make Order period visible in module	Added	1.13
Make Expiration date visible in module	Added	1.13
Make Last update visible in module	Added	1.13
Make Last transfer visible in module	Added	1.13
Make Creation date visible in module	Added	1.13
Make DNSsec status visible in module	Added	1.13
Cache license status for 1 hour to reduce connection for license checks	Added	1.12
Cache license status for 1 week to keep everything working with a (short) network/server issue	Added	1.12
Set domain to active after registration is automatically confirmed	Added	1.12
Set domain to active after transfer is automatically confirmed	Added	1.12
Update notes didn't say to include domains in the license manager on My Tools 4 ISP	Fixed	1.11
Cronjob operations don't always work correct (might give errors)	Fixed	1.11
Trial license available	Added	1.10
Support PHP 5.2 on Windows (was already supported on Linux) Other: it now requires loncube to work	Fixed	1.10
NL domain activated after transfer when the transfer is a success	Fixed	1.9
Improved readme.txt to include a message that the template update/change is only required in certain situations	Fixed	1.9
Added documentation for cronjobs in readme.txt	Added	1.9
Validate postal code for Dutch addresses with a fallback to 1234AB	Fixed	1.9
Added documentation in readme.txt regarding how to remove functionality from the client and admin	Added	1.9
System requirements in readme.txt Feature	Added	1.9
Improve sidn_sync.php when only runned with the option(s) "remove [noverbose]", it will now only check domains with autorenew disabled	Added	1.9
Improve sidn_sync.php when only runned with the option(s) "transfer [noverbose]", it will now only check domains with status "Pending Transfer"	Added	1.9
Improve sidn_sync.php when autorenew is disabled set the period at SIDN to 1 month to remove the risk of paying a year to long	Added	1.9
Change status to "Cancelled" for domains that are removed at SIDN	Added	1.9
Option to move domains to quarantine (drop them direct without waiting)	Added	1.9
Option to get domains from quarantine (recover them, please note SIDN may ask money for this action)	Added	1.9
Check if domain already is in your account before trying to register/transfer a domain, this solves multiple errors. If domain is in your account accept registration/transfer (no warnings are displayed).	Added	1.7
Support company names as contact	Added	1.8
Remove unused field on contact form for state	Fixed	1.8
Show fax number	Fixed	1.8
Make fax number optional	Added	1.8
Remove DNSsec data at SIDN when name servers are changed, in a future update a check will be included to support secure transfers	Added	1.6

Added option to select default period for domain renewals	Added	1.5
Fixed bug related to default period after domain transfer	Fixed	1.4
Added option to select default period for new registrations Added option to select default period for domain transfers	Added	1.3
Improved validation for phone numbers, now it will first try to correct it before using the fallback number.	Fixed	1.2
Version check under Setup -> Products/Services -> Domain registrars Added release_notes.txt Added update.txt Updated readme.txt to point to these files, list a newer WHMCS version as supported Added reseller support	Added	1.2
DNSsec support for admin	Added	1.1
DNS support (client + admin)	Added	1.1
Support for changing billing periods (automatically + from admin)	Added	1.1
Various bug fixes	Fixed	1.1
First version available for public (includes DNSsec support for the client)		1.0

## 9.2 Version and release history

Version:	Release date:	Added:	Fixed:	WHMCS version*
2.12	11 sept 2020	9	2	v8.0
2.11	27 may 2020	0	1	v7.10.2
2.10	19 dec 2019	2	1	v7.8.3
2.9	6 nov 2019	1	3	v7.8.3
2.8	14 nov 2018	0	7	v7.6.1
2.7	1 aug 2018	1	2	v7.5.2
2.6	1 juni 2018	0	2	v7.5.0
2.5	24 nov 2017	0	2	v7.4.1
2.4	6 sept 2017	0	1	v7.2
2.3	6 jun 2017	0	0	v7.2
2.2	18 april 2017	0	4	v7.2
2.1	1 nov 2016	1	1	v7.1
2.0	1 aug 2016	5	5	v6.3.1
1.15	1 apr 2016		1	v6.2.2
1.14	10 jun 2015	5	3	v5.3.14
1.13	22 jan 2015	13	1	v5.3.11
1.12	24 oct 2014	4	-	v5.3.10
1.11	17 oct 2014	-	2	v5.3.10
1.10	15 oct 2014	1	1	v5.3.10
1.9	15 may 2014	9	3	v5.2.* and v5.3.10
1.8	28 mar 2014	2	2	v5.2.*
1.7	20 mar 2014	1	-	v5.2.*
1.6	13 mar 2014	1	-	v5.2.*
1.5	22 feb 2014	1	-	v5.2.*
1.4	14 feb 2014	-	1	v5.2.*
1.3	04 feb 2014	1	-	v5.2.*
1.2	30 jan 2014	1	1	v5.2.*
1.1	31 dec 2013	3	1	v5.2.*
1.0	mei 2012	-	-	-

\* Supported WHMCS version, other versions might work but are not guaranteed.

## 10. Support

This module can also be installed by the Tools 4 ISP professionals for additional charges, contact us for more information. If you've suggestions to improve this module please let us know.

Description	One time	Yearly	Apiece
Module license (includes 1 year Update downloads and support contract free)	€ 200,-		
Module installed by Tools4ISP	+ € 30,-		
* Update downloads and support contract		€ 50,-	
Update installed by Tools4ISP			+ € 30,-

### CONTACT

Tools 4 ISP  
Zijdelveld 67  
1421 TL Uithoorn  
The Netherlands

E-mail: [info@tools4isp.com](mailto:info@tools4isp.com)  
KVK: 34255993  
BTW: NL8169.75.851.B01

### BANK

Giro: 4871672  
IBAN: NL15 INGB 0004871672  
BIC: INGBNL2A

**Disclaimer:** SIDN registrar module provided by Tools4ISP is for commercial purposes only . This software is supplied "AS IS" without any warranties and support except where indicated. Tools4ISP assumes no responsibility or liability for the use of the software,

Tools4ISP reserves the right to make changes in the software without notification. Tools4ISP also make no representation or warranty that such application will be suitable for the specified use without further testing or modification. Resale of this product is strictly prohibited. Upon discovering resale practices Tools4ISP will take legal action.