

# Tools 4 ISP

*Simple solutions for complex connections*

## WHMCS SIDN Module - Installation and Userguide

### CONTACT

Tools 4 ISP  
Gyroscoopweg 134-140  
1042 AZ Amsterdam  
The Netherlands

E-mail: [info@tools4isp.com](mailto:info@tools4isp.com)  
KVK: 34255993  
BTW: NL8169.75.851.B01

### BANK

Giro: 4871672  
IBAN: NL15 INGB 0004871672  
BIC: INGBNL2A

## Table of contents

<b>1. Introduction WHMCS SIDN Module .....</b>	<b>3</b>
<b>1.1 Functions WHMCS SIDN Module.....</b>	<b>3</b>
<b>1.2 System requirements.....</b>	<b>3</b>
<b>2. Installation WHMCS SIDN Module .....</b>	<b>4</b>
<b>2.1 Upload/Install the required Tools4ISP add-on.....</b>	<b>4</b>
<b>2.2 Upload the WHMCS SIDN Module.....</b>	<b>5</b>
<b>3. Update the WHMCS SIDN Module .....</b>	<b>8</b>
<b>3.1 Update WHMCS .....</b>	<b>8</b>
<b>4. Setup registrar for .nl extension.....</b>	<b>9</b>
<b>5. Extra Options .....</b>	<b>10</b>
<b>6. Language files.....</b>	<b>11</b>
<b>7. Use of Modify Domain Contact Details .....</b>	<b>12</b>
<b>7.1 Special field properties.....</b>	<b>12</b>
<b>8. SIDN Synchronization.....</b>	<b>13</b>
<b>9. Product development .....</b>	<b>14</b>
<b>9.1 Changes and fix history .....</b>	<b>14</b>
<b>9.2 Version and release history .....</b>	<b>17</b>
<b>10. Support .....</b>	<b>18</b>
<b>Disclaimer.....</b>	<b>18</b>

# 1. Introduction WHMCS SIDN Module

First of all, thank you for purchasing our WHMS SIDN Module. With this module you can manage your .nl domainnames trough your WHMCS admin panel. After installed this module you'll be able to control directly the following options from your WHMS regarding the .nl domainnames registered at the Dutch SIDN registrar.

## 1.1 Functions WHMCS SIDN Module

- Register domain name
- Domain name transfer
- Domain name cancel
- Domain name renewal
- Provide EPP Code
- Reseller support
- Managing DNSsec settings
- Managing DNS Settings (coupling with PowerDNS)
- Changing Name Servers
- Automatic Name Server change after incoming transfer
- Change contact information (holder / tech / admin)
- Set contract period (1, 3 or 12 months)
- SIDN Order period info, domainname date info

Before you start following this user guide, check if the SIDN Module version number of this user guide, matches with your SIDN module version number. (version number user guide: see bottom frontpage, version SIDN Module: see setup -> products/services -> domain registrars) .

## 1.2 System requirements

System requirements:

- PHP 5.4+
- PHP mcrypt
- MySQL (5+)
- Ioncube loader (current version)
- WHMCS installation (> version 6.0 - up to and including version 7.4.1)
- Tools4ISP module (version 2.0 or higher)

This module is fully tested with WHMCS v7.4.1 and PHP v7.0.14-2 (from Debian, with Zend OPcache). The modules might work with other versions, however we can't really support it in dept and we can't guarantee it.

## 2. Installation WHMCS SIDN Module

Before you start the installation , you must first collect the following required information:

- SIDN User name (normally 6 digits)
- SIDN Password
- SIDN Host name (drs.domain-registry.nl)
- SIDN Portnumber (700)
- SIDN handles (contact handles)
- Tools 4 ISP License key

If used DNS (like PowerDNS) You'll need also the following information:

- MySQL DNS user name
- MySQL DNS Password
- MySQL DNS Host name
- MySQL DNS Database name

If used DNSsec support, add the required DNS rows to your PowerDNS database by running the following MySQL file (use the config from your database):

<https://github.com/tools4isp/dnsshop/blob/master/powerdns.sql>

After you've added the rows run the following scripts (and use the config from your database):

<https://github.com/tools4isp/dnsshop/blob/master/cron/pdnssec-pushdnssec.php>

<https://github.com/tools4isp/dnsshop/blob/master/cron/pdnssec-rectify.php>

Before you install the WHMCS SIDN Module (or any other registrar module developed by Tools4ISP), you'll need to install the Tools4ISP module, this module handles the configuration of our software. The Tools4ISP module is attached by your WHMCS SIDN Module purchase.

### 2.1 Upload/Install the required Tools4ISP add-on

The Tools4ISP is a separated module that is required to run the SIDN module. It contain several configuration settings and handles your license. Without the Tools4ISP module the SIDN module will not work. You can download the Tools4ISP module free at your Tools4ISP client area.

Upload the extracted files in your WHMCS installation in:

<WHMCS root>/modules/addons/tools4isp/

For installing and step-by-step instructions, see the separate manual for Tools4ISP.

## 2.2 Upload the WHMCS SIDN Module

Extract the WHMCS SIDN Module you can download from your my.tools4isp.com area.

Upload the extracted files in your WHMCS installation in:  
<WHMCS root>/modules/registrars/sidn/

If files exists, choose overwrite files.

 **By updating the SIDN Module, always read carefully the release notes.**

## 2.3 Configure the WHMCS SIDN Module

To enable the registrar module, login to your admin area and go to: "Setup" > "Products/Services" > "Domain registrars".


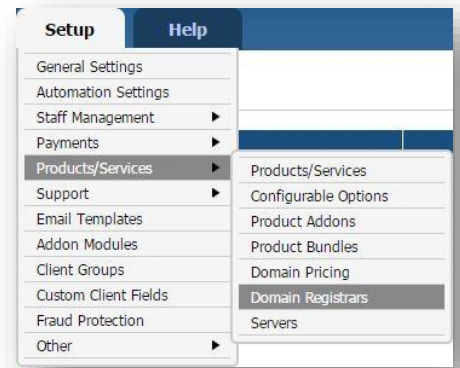
Here you'll see a list of registrars.

Find the **SIDN** registrar and click on the button "Activate".

Now Configure the Tools4ISP module, click on the tab "Addons" and select "Tools4ISP"

(if you can't see Tools4ISP, you'll need to refresh the page).

Select the module you want to configure at the left: **SIDN** and fill in all the fields with the collected information from section 2. The other items listed under configuration will depend on the modules that are taken from tools4ISP.

A screenshot of the WHMCS interface showing the Tools4ISP configuration page. The page has a dark blue header with the WHMCS logo and navigation tabs: Home, Clients, Orders, Billing, Support, Reports, Utilities, Addons, and Setup. The 'Addons' tab is selected, and a dropdown menu is open showing various modules, with 'Tools4ISP' highlighted. The main content area is titled 'Tools4ISP' and 'SIDN configuration'. It contains a list of configuration fields with their values: User name, Password, Host name (drs.domain-registry.nl), Port number (700), License key, MySQL DNS user name, MySQL DNS Password, MySQL DNS Host name, MySQL DNS Database name, DNS account list, DNS standard TTL, Supported DNS record types (AAAA,CNAME,NS,A,MX,TX), Your tech handle, Handle to use for registrations if contact is wrong, Your billing handle, Fallback phone number, Cache time, set to 0 to disable cache, Enable DNS support, Enable DNSsec support, Enable reseller support, Replace namervers after transfer, Enable DebugMode, Enable DebugMode2, Create DNS zone after registration and transfer, Default registrariion period (12), Default renew period (12), and Default period after transfer (12). The 'Save configuration' button at the bottom is circled in orange. On the left sidebar, the 'Configuration' section has 'SIDN' circled in orange and an arrow pointing to it. The 'Addons' section also has 'Tools4ISP' circled in orange and an arrow pointing to it.

Detailed info for the input fields:


- User name: your SIDN username
- Password: your SIDN password
- Host name: SIDN hostname (drs.domain-registry.nl)
- Port number: 700
- License key: the license key from tools4ISP

If used DNS (like PowerDNS) You'll need also the following information:

- MySQL DNS user name:
  - MySQL DNS Password:
  - MySQL DNS Host name:
  - MySQL DNS Database name:
  - DNS account list: \*
  - DNS standard TTL: 900
  - Supported DNS record types: AAAA,CNAME,NS,A,MX,TXT,PTR,SRV,SPF,TLSA,DS
- 
- Your tech handle: a SIDN Handle
  - Handle to use for registrations if contact is wrong: a SIDN Handle
  - Your billing handle: a SIDN Handle (required)
  - Fallback phone number: optional
  - Cache time, set to 0 to disable cache: 3600 (cache time for module)
  - Enable DNS support: optional
  - Enable DNSsec support: optional
  - Enable reseller support: optional
  - Replace nameservers after transfer: Current DNS will be used by default.
  - Enable DebugMode: All communication with SIDN will be visible under screen including passwords (disable this setting in production).
  - Enable DebugMode2: All communication with SIDN will be sent to tools4ISP including passwords (disable this setting in production).
- 
- Create DNS zone after registration and transfer: optional
  - Default registrarion period: set a number of months
  - Default renew period: set a number of months
  - Default period after transfer: set a number of months

After filling out the required fields , click on "**Save configuration**"

### 3. Update the WHMCS SIDN Module

 **The current configuration will be lost by updating from version prior to 1.15**

When updating the WHMCS SIDN module (or WHMS), always read carefully the release notes. By updating WHMCS SIDN, check also the needed Tools4ISP module. Only the updated files will be overwritten (your current settings will not be overwritten)..

#### 3.1 Update WHMCS

When you updating WHMCS, always first update WHMCS, then update the WHMCS SIDN Module.



## 4. Setup registrar for .nl extension

For coupling the .nl extension to SIDN you'll have to set up the section "Domain Pricing". Switch by the .nl extension the dropdown to "SIDN" under Auto Registration as below:

The screenshot displays a web application interface for configuring domains. The top navigation bar includes tabs for Orders, Billing, Support, Reports, Utilities, Addons, Setup, and Help. The 'Setup' tab is active, and a dropdown menu is open, showing options like General Settings, Automation Settings, Staff Management, Payments, Products/Services, Support, Email Templates, Addon Modules, Client Groups, Custom Client Fields, Fraud Protection, and Other. The 'Domain Pricing' option is highlighted. Below the navigation, the 'Domains/TLDS' section is visible, with a description: "This is where you configure the TLDs that you want to allow clients to register or transfer to you, whether registration should be automated and if so, with which registrar." A table lists various TLDs with columns for TLD, Pricing, DNS Management, Email, and Auto Registration. The '.nl' extension is selected, and its 'Auto Registration' dropdown is set to 'Sidn', which is circled in red. Other TLDs listed include .be, .com, .net, .org, and .info, each with 'Open Pricing' and 'Rrp' set for Auto Registration.

TLD	Pricing	DNS Management	Email	Auto Registration
.nl	Open Pricing	<input type="checkbox"/>	<input type="checkbox"/>	Sidn
.be	Open Pricing	<input type="checkbox"/>	<input type="checkbox"/>	Dnsbe
.com	Open Pricing	<input type="checkbox"/>	<input type="checkbox"/>	Rrp
.net	Open Pricing	<input type="checkbox"/>	<input type="checkbox"/>	Rrp
.org	Open Pricing	<input type="checkbox"/>	<input type="checkbox"/>	Rrp
.info	Open Pricing	<input type="checkbox"/>	<input type="checkbox"/>	Rrp

## 5. Extra Options

Once you installed the WHMCS SIDN module, and you'll open the details of any .nl domain name you'll see an extra block with additional options:

The screenshot displays the WHMCS domain management interface. At the top, there are buttons for Registrar Commands: Register, Transfer, Renew, Modify Contact Details, Get EPP Code, 1 month, 3 month, 12 month, and Get from quarantine. Below these are buttons for Move to quarantine (cancel) and Delete cache. The Management Tools section includes checkboxes for DNS Management (checked), Email Forwarding, ID Protection, and Disable Auto Renew. The Sent Domain Reminders section has an Export button. The Additional options section is a table with three columns: Item, Content, and Value if not found at SIDN.

Item	Content	Value if not found at SIDN
Order period	1 months	NONE
Creation date	2008-05-17T13:34:59.000Z	N/A
Expiration date	2009-05-17T13:34:59.000Z	N/A
Last update	2008-05-17T13:34:59.000Z	N/A
Last transfer	2008-05-17T13:34:59.000Z	N/A
DNSsec state	Enabled	N/A

Most of the buttons of the **Registrar Commands** speak for themselves and don't need too much explanation, however here some extra info:

- SIDN does not support "Registrar lock"
- The Dutch registry (SIDN) calls the "EPP Code" a "TOKEN".
- 1, 3 and 12 months is the billing cycle for a domain name. The actual status you can see the under "Order period".
- Move to quarantine is the way to cancel a domain name.
- The button "Delete cache" refreshes the cache of this domain name from WHMCS **Special Options**

If you've set coupled PowerDNS, you can manage the DNS for this domain name directly here. If you've set/enabled the DNSsec settings for you can manage the DNSsec directly here. If you've set/enabled the Reseller settings for you can manage the resellers directly here.

## 6. Language files

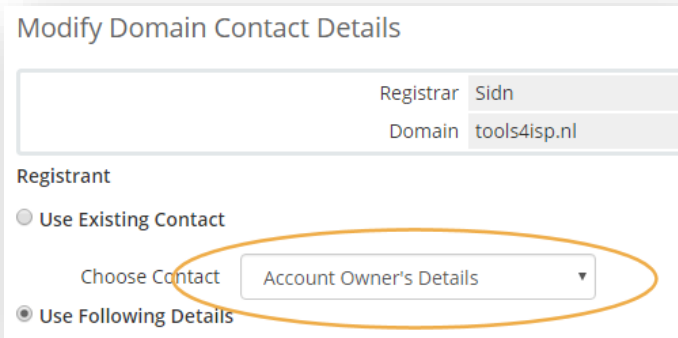
Add the language override files (located in lang/overrides) in <WHMCS root>/lang/overrides/. If there is already a file you might want to combine them.

Move all other files to: **/modules/registrars/sidn/**

## 7. Use of Modify Domain Contact Details

If you disturb the dropdown width (not fully visible), you can add the following lines at the end of your CSS from the admin template (by default: /admin/templates/blend/style.css).

```
.Registrantdefaultwhois .Admindefaultwhois .Techdefaultwhois {  
  min-width: 100%;  
  margin-left: 15px;  
}
```



Modify Domain Contact Details

Registrar	Sidn
Domain	tools4isp.nl

Registrant

Use Existing Contact

Choose Contact Account Owner's Details

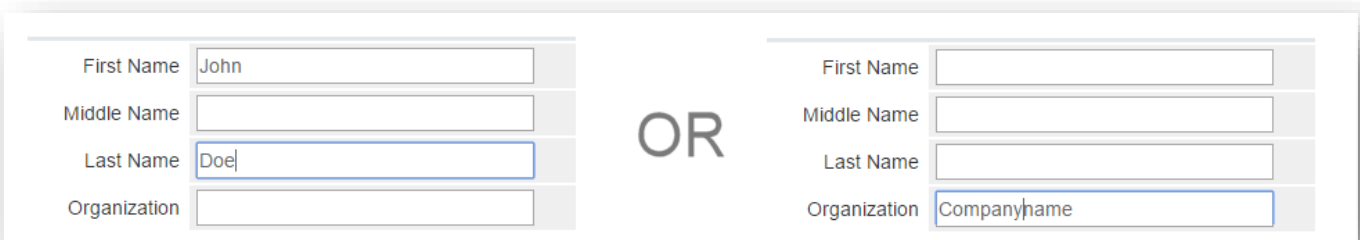
Use Following Details

### 7.1 Special field properties

The **First Name, Middle Name and Last Name** and **Organization** fields in the **Modify Domain Contact Details** section cannot be filled in both. It's either a Name (Natural Person) or an Organization (Company).

If you filled in the **First Name, Middle Name and Last Name** they will be merged in one field.

If you fill in an Organization, it will overrule the **Name, Middle Name and Last Name**.



First Name

Middle Name

Last Name

Organization

OR

First Name

Middle Name

Last Name

Organization

## 8. SIDN Synchronization

Create a cronjob that runs regularly (for example daily), and which has 1 or more of the supported options. The cron to run can be found in the following file:

WHMCS\_ROOT/modules/registrar/sidn/sidn\_sync.php

The current options are:

<b>compare</b>	To compare WHMCS with SIDN and if dates are different or domains are missing at the other location it will provide information.
<b>dnssec</b>	Enable dnssec on the required domains as set in the dnssec table, dnsshop also has to work.
<b>remove</b>	Drop domain at SIDN if autorenew is disabled in WHMCS and the domain name has expired.
<b>transfer</b>	Automatically update the transfer status for incoming transfers.
<b>dnssecbydef</b>	Enable dnssec by default. If a domain is not in the dnssec table, it will be added before signing the domain .
<b>poll</b>	Poll and process messages from SIDN
<b>pollcancel</b>	If a poll is done cancel domains that aren't atSIDN after a transfer (outgoing transfers)
<b>noverbose</b>	To disable output from the script (possible except PHP errors, depending on WHMCS/your PHP configuration). The noverbose option is intended for a cron job and not to use otherwise.

### Example of a cronjob:

```
cronjob: 30 2 * * * /usr/bin/php /var/www/modules/registrar/sidn/sidn_sync.php dnssec donotrenew dorenew noverbose
```

## 9. Product development

Our goal is to deliver the best possible product. So help us to improve this product. Did you find a bug, or you've a feature request or other comment regarding this product, please feel free to contact us and let us know. [info@tools4isp.com](mailto:info@tools4isp.com)

### 9.1 Changes and fix history

Feature/Bugfix description	Status	Ver.
Bugfixes DNS support	Fixed	2.5
Remove unnecessary renew button	Fixed	2.5
House number fix	Fixed	2.4
Max connection fix	Fixed	2.2
DNS default language added	Fixed	2.2
DNS template improved	Fixed	2.2
Renew period fix, add 1 year registrar and WHMCS renewal field	Fixed	2.2
Support for WHMCS version 7	Added	2.1
Error handling	Fixed	2.1
Config settings merged, all main configuration now configured by tools4ISP module	Added	2.0
DNSsec status now in realtime	Added	2.0
Rebuild refresh content to get current data	Added	2.0
Phonenumber country code list	Added	2.0
Major error handlings added	Added	2.0
Modify contact handle doesn't work properly	Fixed	2.0
Phonenumber county code entry bug	Fixed	2.0
Config page shows default values	Fixed	2.0
Error on page Resellerpage in clientarea	Fixed	2.0
DNSsec selection field always off (even when its on)	Fixed	2.0
Changing DNSsettings does not work always	Fixed	1.15
Some screen missing layout or show white screen	Fixed	1.15
Unable to view transferred away domain within WHMCS	Fixed	1.15
Contact data issue registrant and tech and fixed	Fixed	1.15
Get from quarantine problem fixed	Fixed	1.15
Caching problem fixed, no need to refresh after a update	Fixed	1.15
License problem fixed when license is expired	Fixed	1.15
Debug option has been added with information by mail	Added	1.14
Debug option with info on screen	Added	1.14
Added Cache (option to change the cache period). Cache based on a session is canceled	Added	1.14
Clear message when it comes to a license error (one session as admin are required to see the message)	Added	1.14
Adding DS record in standard list of supported types of records	Added	1.14
Domain name registration on company name instead of contact person name	Fixed	1.14

New name servers are now registered with SIDN if required	Fixed	1.14
Blank page after domain name delete/transfer	Fixed	1.14
Possibility to set domain name on Canceled by transfer (out)	Added	1.13
Add message when there is a new update available	Added	1.13
Mark domainnames as Cancelled after successful transfer (out)	Added	1.13
Cache xml by succes by domain name request	Added	1.13
Get values for sidn_sync from WHMCS module	Added	1.13
Show message if a domain name failed. Optional client area.	Added	1.13
Improve message why there is a problem	Fixed	1.13
Make billing cycle (SIDN) visible 1 month - 3 month - 12 month	Added	1.13
Make Order period visible in module	Added	1.13
Make Expiration date visible in module	Added	1.13
Make Last update visible in module	Added	1.13
Make Last transfer visible in module	Added	1.13
Make Creation date visible in module	Added	1.13
Make DNSsec status visible in module	Added	1.13
Cache license status for 1 hour to reduce connection for license checks	Added	1.12
Cache license status for 1 week to keep everything working with a (short) network/server issue	Added	1.12
Set domain to active after registration is automatically confirmed	Added	1.12
Set domain to active after transfer is automatically confirmed	Added	1.12
Update notes didn't say to include domains in the license manager on My Tools 4 ISP	Fixed	1.11
Cronjob operations don't always work correct (might give errors)	Fixed	1.11
Trial license available	Added	1.10
Support PHP 5.2 on Windows (was already supported on Linux) Other: it now requires ioncube to work	Fixed	1.10
NL domain activated after transfer when the transfer is a success	Fixed	1.9
Improved readme.txt to include a message that the template update/change is only required in certain situations	Fixed	1.9
Added documentation for cronjobs in readme.txt	Added	1.9
Validate postal code for Dutch addresses with a fallback to 1234AB	Fixed	1.9
Added documentation in readme.txt regarding how to remove functionality from the client and admin	Added	1.9
System requirements in readme.txt Feature	Added	1.9
Improve sidn_sync.php when only runned with the option(s) "remove [noverbose]", it will now only check domains with autorenew disabled	Added	1.9
Improve sidn_sync.php when only runned with the option(s) "transfer [noverbose]", it will now only check domains with status "Pending Transfer"	Added	1.9
Improve sidn_sync.php when autorenew is disabled set the period at SIDN to 1 month to remove the risk of paying a year to long	Added	1.9
Change status to "Cancelled" for domains that are removed at SIDN	Added	1.9
Option to move domains to quarantine (drop them direct without waiting)	Added	1.9
Option to get domains from quarantine (recover them, please note SIDN may ask money for this action)	Added	1.9
Check if domain already is in your account before trying to register/transfer a domain, this solves multiple errors. If domain is in your account accept registration/transfer (no warnings are displayed).	Added	1.7

Support company names as contact	Added	1.8
Remove unused field on contact form for state	Fixed	1.8
Show fax number	Fixed	1.8
Make fax number optional	Added	1.8
Remove DNSsec data at SIDN when name servers are changed, in a future update a check will be included to support secure transfers	Added	1.6
Added option to select default period for domain renewals	Added	1.5
Fixed bug related to default period after domain transfer	Fixed	1.4
Added option to select default period for new registrations Added option to select default period for domain transfers	Added	1.3
Improved validation for phone numbers, now it will first try to correct it before using the fallback number.	Fixed	1.2
Version check under Setup -> Products/Services -> Domain registrars Added release_notes.txt Added update.txt Updated readme.txt to point to these files, list a newer WHMCS version as supported Added reseller support	Added	1.2
DNSsec support for admin	Added	1.1
DNS support (client + admin)	Added	1.1
Support for changing billing periods (automatically + from admin)	Added	1.1
Various bug fixes	Fixed	1.1
First version available for public (includes DNSsec support for the client)		1.0



## 9.2 Version and release history

Version:	Release date:	Added:	Fixed:	WHMCS version*
2.5	24 nov 2017	0	2	V7.4.1
2.4	6 sept 2017	0	1	V7.2
2.3	6 jun 2017	0	0	V7.2
2.2	18 april 2017	0	4	V7.2
2.1	1 nov 2016	1	1	V7.1
2.0	1 aug 2016	5	5	V6.3.1
1.15	1 apr 2016		1	V6.2.2
1.14	10 jun 2015	5	3	v5.3.14
1.13	22 jan 2015	13	1	v5.3.11
1.12	24 oct 2014	4	-	v5.3.10
1.11	17 oct 2014	-	2	v5.3.10
1.10	15 oct 2014	1	1	v5.3.10
1.9	15 may 2014	9	3	v5.2.* and v5.3.10
1.8	28 mar 2014	2	2	v5.2.*
1.7	20 mar 2014	1	-	v5.2.*
1.6	13 mar 2014	1	-	v5.2.*
1.5	22 feb 2014	1	-	v5.2.*
1.4	14 feb 2014	-	1	v5.2.*
1.3	04 feb 2014	1	-	v5.2.*
1.2	30 jan 2014	1	1	v5.2.*
1.1	31 dec 2013	3	1	v5.2.*
1.0	mei 2012	-	-	-

\* Supported WHMCS version, other versions might work but are not guaranteed.

## 10. Support

This module can also be installed by the Tools 4 ISP professionals for additional charges, contact us for more information. If you've suggestions to improve this module please let us know.

Description	One time	Yearly	Apiece
Module license (includes 1 year Update downloads and support contract free)	€ 200,-		
Module installed by Tools4ISP	+ € 30,-		
* Update downloads and support contract		€ 50,-	
Update installed by Tools4ISP			+ € 30,-

### CONTACT

Tools 4 ISP  
Gyroscoopweg 134-140  
1042 AZ Amsterdam  
The Netherlands

E-mail: [info@tools4isp.com](mailto:info@tools4isp.com)  
KVK: 34255993  
BTW: NL8169.75.851.B01

### BANK

Giro: 4871672  
IBAN: NL15 INGB 0004871672  
BIC: INGBNL2A

**Disclaimer:** SIDN registrar module provided by Tools4ISP is for commercial purposes only . This software is supplied "AS IS" without any warranties and support except where indicated. Tools4ISP assumes no responsibility or liability for the use of the software,

Tools4ISP reserves the right to make changes in the software without notification. Tools4ISP also make no representation or warranty that such application will be suitable for the specified use without further testing or modification. Resale of this product is strictly prohibited. Upon discovering resale practices Tools4ISP will take legal action.